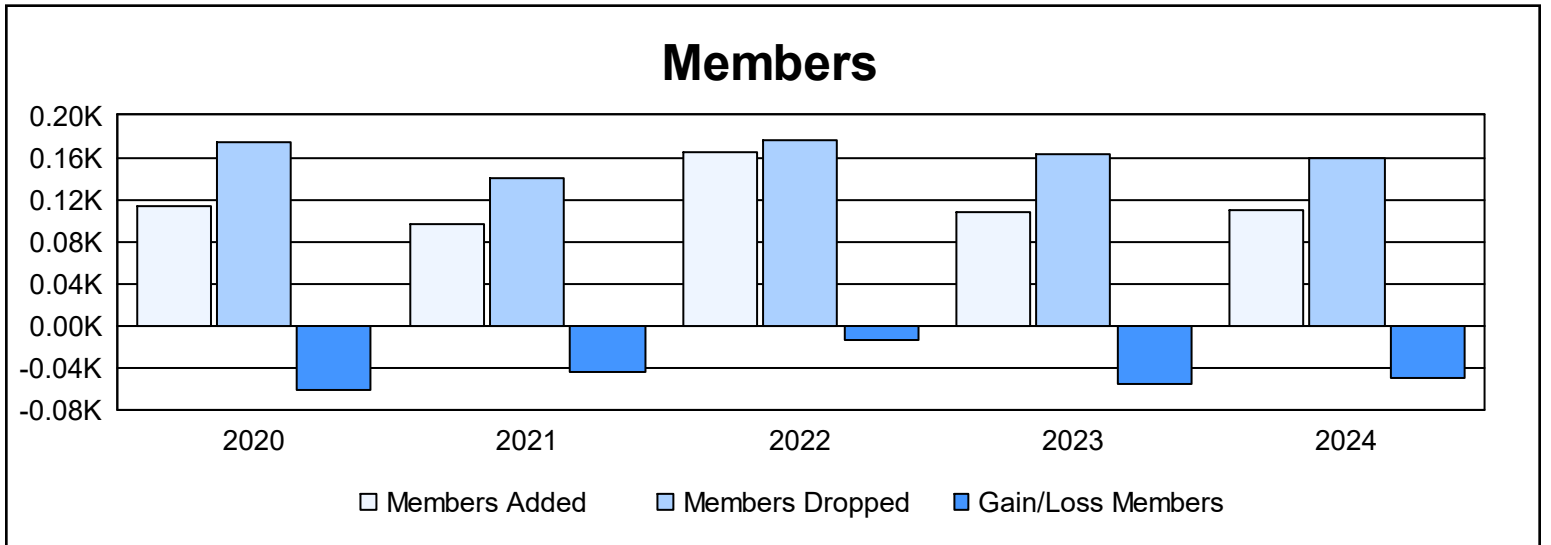
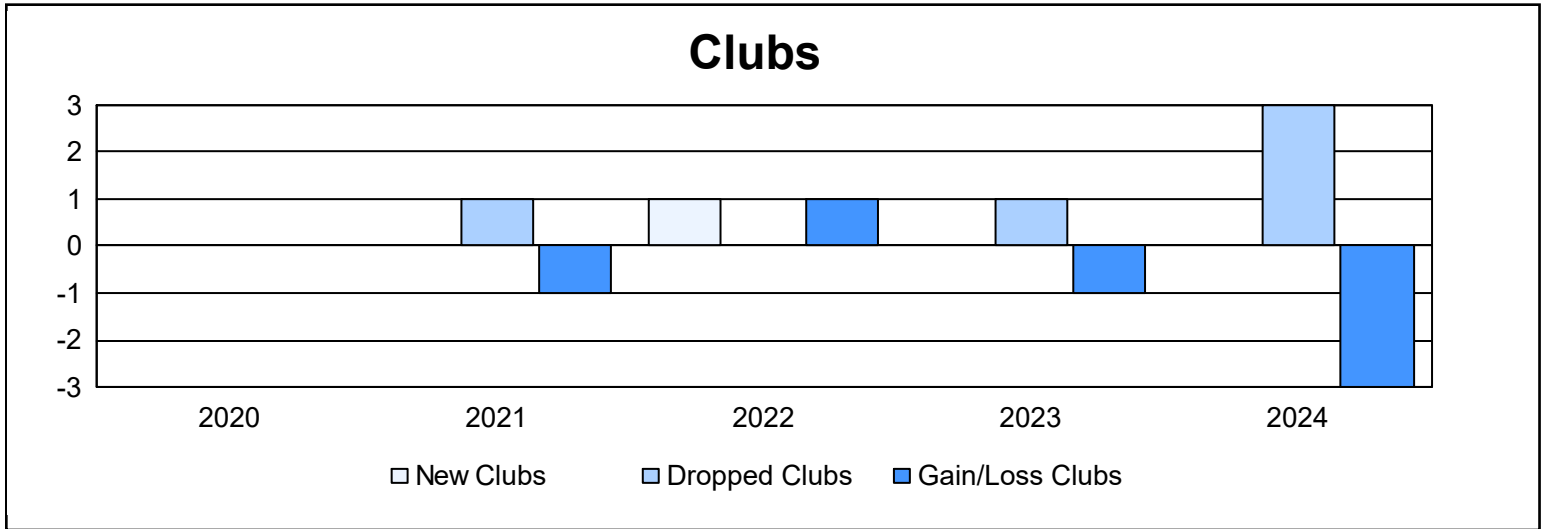
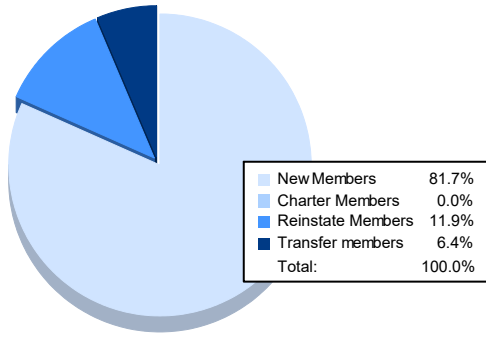


Year	New Clubs	Dropped Clubs	Gain/ Loss Clubs	New Members	Charter Members	Reinstate Members	Transfer Members	Total Member Added	Total Members Dropped	Gain/ Loss Members
2019-2020	0	0	0	101	0	9	3	113	175	-62
2020-2021	0	1	-1	76	0	18	2	96	141	-45
2021-2022	1	0	1	104	30	22	8	164	177	-13
2022-2023	0	1	-1	89	0	2	16	107	162	-55
2023-2024	0	3	-3	89	0	13	7	109	159	-50
<b>Average</b>	<b>0</b>	<b>1</b>	<b>-1</b>	<b>92</b>	<b>6</b>	<b>13</b>	<b>7</b>	<b>118</b>	<b>163</b>	<b>-45</b>



### Membership Composition June 2024 Cumulative



### Gender Composition June 2024 Cumulative

